

Particulars	Note No	As at 31st March 2024	As at 31st March 2023
I. EQUITY AND LIABILITIES			
EQUITY			
(a) Share capital	2.01	356.83	356.83
(b) Reserves and surplus	2.02	19,725.18	17,778.92
Total Equity		20,082.01	18,135.75
LIABILITIES			
(1) Non-current liabilities			
(a) Long term borrowings	2.03	72,419.73	62,627.02
(b) Deferred tax liabilities (Net)	2.04	8,604.92	7,032.73
(c) Other long term liabilities	2.05	842.72	524.54
(d) Long term provisions	2.06	328.57	184.68
Total Non-Current Liabilities		82,195.94	70,368.97
(2) Current liabilities			
(a) Short term borrowings	2.07	31,702.13	17,816.37
(b) Trade payables	2.08		
(i) Dues to Micro and Small Enterprises		99.63	66.38
(ii) Dues to others		4,563.83	2,818.79
(c) Other current liabilities	2.09	12,182.19	9,943.89
(d) Short term provisions	2.10	166.10	116.78
Total Current Liabilities		48,713.88	30,762.21
Total Equity and Liabilities		1,50,991.83	1,19,266.93
II. ASSETS			
(1) Non-current assets			
(a) Property, Plant and Equipment and Intangible assets	2.11		
i) Property, Plant and Equipment		1,03,940.87	80,247.40
ii) Intangible assets		82.00	101.90
iii) Capital work-in-progress		9,513.43	14,851.07
(b) Long term loans and advances	2.12	2,346.52	1,976.97
(c) Other non-current assets	2.13	1,715.16	1,819.46
Total Non-Current Assets		1,17,597.98	98,996.80
(2) Current assets			
(a) Inventories	2.14	20,559.90	10,404.42
(b) Trade receivables	2.15	8,485.07	7,274.43
(c) Cash and bank balances	2.16	1,598.69	1,242.55
(d) Short term loans and advances	2.17	481.49	317.04
(e) Other current assets	2.18	2,268.70	1,031.69
Total Current Assets		33,393.85	20,270.13
Total Assets		1,50,991.83	1,19,266.93

Summary of Significant Accounting Policies (Refer note no.1)

The accompanying notes form an integral part of the financial statements.

As per our report of even date attached

For VKS Aiyer & Co

Chartered Accountants

ICAI Firm Registration No 000066S

C.S.Sathyarayanan

Partner

Membership No:028328



For and on behalf of the Board of Directors

T.Sathishkumar

Chairman and Managing Director

DIN: 02926325

Dr.K.Rachnam

Chief Executive Officer

S.Anitha

Whole Time Director

DIN: 02926355

G.Vivek

Company Secretary

FCS No: F12927

Place: Perundurai

Date: 11-06-2024

Place: Perundurai

Date: 11-06-2024

Particulars	Note No	2023-24	2022-23
I. Revenue From Operations	2.19	1,90,083.73	1,43,165.05
II. Other income	2.20	636.79	502.15
III. Total Income (I+II)		1,90,720.52	1,43,667.20
IV. Expenses			
a) Cost of materials consumed	2.21	1,25,582.17	89,738.89
b) Purchases of stock-in-trade	2.22	6,468.33	5,879.74
c) Changes in inventories of work-in-progress and finished goods	2.23	(7,624.79)	(2,502.83)
d) Employee benefits expense	2.24	10,893.13	7,656.26
e) Finance costs	2.25	7,082.73	5,798.19
f) Depreciation and amortisation expense	2.26	10,557.37	7,874.75
g) Other expenses	2.27	33,411.03	22,801.43
Total Expenses		1,86,369.97	1,37,246.43
V. Profit before exceptional items and tax (III-IV)		4,350.55	6,420.77
VI. Exceptional items		-	-
VII. Profit before tax (V-VI)		4,350.55	6,420.77
VIII. Tax expense:			
Current tax		826.00	1,162.00
Deferred tax		1,572.20	2,558.14
Taxation for earlier years/ (Excess provision written back)		6.09	(101.20)
IX. Profit for the year (VII-VIII)		1,946.26	2,801.83
X. Earnings per equity share			
Basic (in ₹) face value of ₹ 10 each		55.61	80.05
Diluted (in ₹) face value of ₹ 10 each	2.28	54.54	78.52

Summary of Significant Accounting Policies (Refer note no.1)

The accompanying notes form an integral part of the financial statements

As per our report of even date attached

For VKS Aiyer & Co

Chartered Accountants

ICAI Firm Registration No 0000665


C.S.Sathya Narayanan

Partner


Membership No:028328



For and on behalf of the Board of Directors


T. Sathishkumar

Chairman and Managing Director
DIN: 02926325


Dr. K. Rathnam
Chief Executive Officer


S. Anitha

Whole Time Director
DIN: 02926355


G. Vivek
Company Secretary
FCS No: F12927

Place: Perundurai

Date: 11-06-2024

Place: Perundurai

Date: 11-06-2024

Particulars	2023-24	2022-23
Cash flows from operating activities		
Net profit before taxation	4,350.55	6,420.77
Adjustments for:		
Depreciation	10,557.37	7,874.75
Loss/(Gain) on sale of assets (net)	-	(31.17)
Finance cost	7,082.73	5,798.19
Provision for doubtful debts/advances (net)	370.43	210.59
Loss on scrapping of assets	-	30.37
Other adjustments	(107.71)	(143.23)
Interest income	(49.65)	17,853.17
Operating profit before working capital changes	22,203.72	20,116.04
Adjustments for:		
- (Increase)/decrease in inventories	(10,155.47)	(3,676.12)
- (Increase)/decrease in trade receivables	(1,518.51)	(896.32)
- (Increase)/decrease in loans and advances	(164.46)	(94.43)
- (Increase)/decrease in other non-current and current assets	(1,293.28)	(384.57)
- Increase/(decrease) in trade payables, liabilities and provisions	4,573.14	(8,558.58)
Cash generated from operations	13,645.14	20,907.54
Income taxes refund / (paid)	(668.26)	(1,274.76)
Net cash from operating activities - (A)	12,976.88	19,632.78
Cash flows from investing activities		
Purchase of Property, Plant and Equipment (PPE), including CWIP and intangibles under development	(28,896.30)	(40,124.50)
Advance for purchase of PPE	(369.55)	728.42
Proceeds from sale of PPE	2.97	46.19
Interest received	46.40	41.97
Net cash from / (used in) investing activities - (B)	(29,216.48)	(39,307.92)
Cash flows from financing activities		
Proceeds from long term borrowings	21,591.22	37,543.73
Repayment of long term borrowings	(6,777.43)	(12,608.08)
Proceeds from/(Repayment of) current borrowings (net)	8,864.68	1,049.67
Interest subvention received	1,293.38	-
Interest paid	(8,376.11)	(5,798.19)
Net cash from / (used in) financing activities - (C)	16,595.74	20,187.13
Net increase in cash and cash equivalents (A+B+C)	356.14	511.99
Cash and bank balances at the beginning of the year	1,242.55	730.56
Less: Bank Balances not considered as cash and cash equivalents as per AS 3	481.18	414.76
Cash and cash equivalents at the end of the year (Refer note no: 2.16)	1,117.51	827.79

Summary of Significant Accounting Policies (Refer note no.1)

The accompanying notes form an integral part of the financial statements.

As per our report of even date attached

For VKS Aiyer & Co

Chartered Accountants

ICAI Firm Registration No 0000665

C.S.Sathyanarayanan

Partner

Membership No:028328



For and on behalf of the Board of Directors

T.Sathishkumar

Chairman and Managing Director

DIN: 02926325

Dr.K.Rathnam

Chief Executive Officer

S.Anitha

Whole Time Director

DIN: 02926355

G.Vivek

Company Secretary

FCS No: F12927

Place: Perundurai

Date: 11-06-2024

Place: Perundurai

Date: 11-06-2024

1. SIGNIFICANT ACCOUNTING POLICIES:

1.01 Corporate Information:

Milky Mist Dairy Food Private Limited ("the Company") is a private limited company incorporated on 10th July, 2014. The Company is engaged in the business of procurement of milk, undertakes processing of milk and manufacture of various value added products namely paneer, cheese, curd, butter, ghee, fresh cream, milk powder, flavoured milk, lassi etc. which are marketed under its registered brand name "Milky Mist". The registered office of the Company is situated at SF. No. 43/1-4, Pattakaranpalayam, Perundurai, Erode, Tamilnadu - 638 057.

1.02 a) Basis of Preparation:

The financial Statements have been prepared in accordance with Generally accepted accounting principle in India (IGAAP) and comply in all material respects with the accounting standards specified under section 133 of the Companies Act read with Rule 7 of the companies (Accounts), Rules 2014, as amended, and the companies (Accounting Standards) Rules, 2014 and the relevant provisions of the companies Act, 2013. The Financial Statements have been prepared under the historical cost convention on an accrual basis. This accounting policy has been consistently applied by the company with those used in the previous year.

b) Use of Estimates:

The preparation of financial statements in conformity with generally accepted accounting principles requires management to make judgment estimates and assumptions that affect the reported amount of assets, liabilities, disclosures relating to contingent liabilities and assets as at the balance sheet date and the reported amounts of income and expenses during the year. Difference between the actual amounts and the estimates are recognized prospectively in the year which the events are materialized.

1.03 Property, Plant And Equipment:

Property, Plant and Equipment (PPE) being tangible fixed assets held for use or for administrative purposes and are measured at cost less accumulated depreciation and any accumulated impairment. Cost comprises of the purchase price including import duties and non-refundable purchase taxes after deducting trade discounts and rebates and any costs attributable to bringing the asset to the location and condition necessary for it to be capable of operating in the manner intended by the Management. Financing costs relating to acquisition of assets which take substantial period of time to get ready for intended use are also included to the extent they relate to the period up to such assets are ready for their intended use.

Items such as spare parts, stand-by equipment and servicing equipment are recognised if they meet the definition of property, plant and equipment.

The carrying amount of an item of PPE is derecognised on disposal or when no future economic benefits are expected from its use or disposal. The gain/ loss arising from derecognition of an item of PPE is included in the statement of Profit & Loss. The gain or loss arising from the derecognition of an item of PPE would be the difference between the net disposal proceeds, if any, and the carrying amount of the item.



1.04 Depreciation/ Amortisation:

Depreciation on Property, Plant and Equipment are provided under straight line method as per the useful lives and in the manner prescribed under Schedule II to the Companies Act, 2013. Where the cost of a part of the PPE is significant to the total cost of the PPE and if that part of the PPE has a different useful life than the main PPE, the useful life of that part is determined separately for depreciation. The depreciation method applied to an asset is reviewed at each financial year-end and if there has been a significant change in the expected pattern of consumption of future economic benefits embodied in the asset, depreciation is charged to reflect the changed pattern.

The useful life of different categories of assets is as follows:

S.No	Asset Class	Useful Life
1	Building	
	- Factory	: 30 Years
	- Other than Factory	: 60 Years
2	Improvements to leasehold building	: Term of lease or estimated useful life whichever is earlier
3	<u>Plant & Equipments</u>	:
	- Solar Power Plant	: 22 Years
	- Wind Generation Plant	: 22 Years
	- Plant & machinery	: 10 Years on double shift basis
	- Crates	: 3 Years
4	Electrical Equipments	: 10 Years
5	Computer	: 03 Years
6	Computer Server	: 06 Years
7	Furniture & Fixtures	: 10 Years
8	Office Equipments	: 05 Years
9	Vehicles	
	- Two Wheeler	: 10 Years
	- Four Wheelers	: 08 Years
10	Intangible assets	: 06 Years

1.05 Impairment Of Assets:

The Company periodically assesses whether there is any indication that an asset or a group of assets comprising a cash generating unit may be impaired. If any such indication exists, the Company estimates the recoverable amount of the asset. For an asset or group of assets that does not generate largely independent cash inflows, the recoverable amount is determined for the cash-generating unit to which the asset belongs. If such recoverable amount of the asset or the recoverable amount of the cash generating unit to which the asset belongs is less than its carrying amount, the carrying amount is reduced to its recoverable amount. The reduction is treated as an impairment loss and is recognised in the statement of profit and loss. If at the balance sheet date there is an indication that if a previously assessed impairment loss no longer exists, the recoverable amount is reassessed and the asset is reflected at the recoverable amount subject to a maximum of depreciable historical cost. An impairment loss is reversed only to the extent that the amount of asset does not exceed the net book value that would have been determined if no impairment loss had been recognised.

1.06 Investments:

- Long Term Investments are stated at cost.
 - Provision for diminution in value of long term investments is made, if the diminution is other than temporary.
- Current Investments are valued at lower of cost and estimated net realizable value.



1.07 Valuation Of Inventories:

- a) Inventories are valued at lower of cost and estimated net realizable value.
- b) The basis of determining cost for various categories of inventories are as follows:-
 - i) Raw Materials and Packing Materials : FIFO
 - ii) Stores and Spares : Weighted average cost
 - iii) Finished goods and work-in-progress : Cost of direct material, direct labour and other manufacturing overheads
- c) Cost comprise all cost of purchase, cost of conversion and other costs incurred in bringing the inventories to their present location and condition, includes taxes and duties and is net of credits under Goods and Service tax scheme.
- d) Stores and spares which do not meet the definition of Property, Plant and Equipment are accounted as inventories.

1.08 Revenue Recognition:

- a) Revenue from sale of goods is recognised on transfer of all significant risks and rewards of ownership to the buyer. Sales are stated net of returns and trade discount.
- b) The insurance claims are accounted as and when the claims are settled or accepted by the insurance company whichever is earlier.
- c) Export related benefits are accounted as and when their eligibility is determined conclusively.
- d) Interest income is recognised on a time proportion basis taking into account the amount outstanding and the rate applicable.

1.09 Grants And Subsidies:

Grants and subsidies from the government/other agencies are recognised when there is a reasonable assurance that the grant/ subsidy will be received and all attached conditions will be complied with. Grant related to specific fixed assets are presented in the Balance sheet by showing such grant as deduction from the fixed asset concerned.

Where the grant or subsidy relates to an expense item, such grant is credited to respective expense account as and when there is certainty of the receipt of the grant.

1.10 Borrowing Costs:

- a) Borrowing Costs attributable to the acquisition or construction of qualifying assets are capitalized as part of such assets. All the other borrowing costs are charged to revenue.
- b) A qualifying asset is an asset that necessarily requires a substantial period of time to get ready for its intended use or sale.

1.11 Foreign Currency Transaction:

- a) Foreign currency transactions are recorded in the reporting currency, by applying to the foreign currency amount the exchange rate between the reporting currency and the foreign currency at the date of transaction.
- b) Foreign currency monetary items are reported using closing foreign exchange rate. Non-monetary items, which are carried in terms of historical cost denominated in a foreign currency, are reported using the exchange rate at the date of transaction.



Milky Mist Dairy Food Private Limited
Notes to Financial Statements

- c) Exchange differences arising on the settlement of monetary items or on reporting company's monetary items at rates different from those at which they were initially recorded during the year, or reported in previous financial statements, are recognized as income or as expenses in the year in which they arise.
- d) Premium or discount on forward exchange contracts arising at the inception of forward exchange contracts is amortized as expense or income over the life of the contract. Exchange differences on such contracts are recognized in the statement of profit and loss in the year in which the exchange rates change. Any profit or loss arising on cancellation or renewal of forward exchange contract is recognized as income or as expense for the year.

1.12 Employee Benefits:

- a) Short-term employee benefits are recognized as an expense at the undiscounted amount in the statement of Profit & Loss of the year in which the related service is rendered.
- b) Post employment and other long term benefits which are defined benefit plans are recognized as an expense in the statement of Profit & Loss for the year in which the employee has rendered service. The expense is recognized based on the Present Value of the obligation determined in accordance with Accounting Standard 15 on "Employee Benefits". Actuarial gains and losses are charged to the Statement of Profit & Loss.
- c) Payments to defined contribution schemes are charged as expense as and when incurred.
- d) Termination benefits are recognised as an expense as and when incurred.

1.13 Taxes on Income:

- a) Current tax on income for the period is determined on the basis of taxable income and tax credits computed in accordance with the provisions of the Income Tax Act, 1961 and based on the expected outcome of assessment / appeals.
- b) Deferred tax is recognized on timing differences between the accounting income and the taxable income for the year, and quantified using the tax rates and laws enacted or substantively enacted as on the Balance Sheet date.
- c) Deferred tax assets are recognised only to the extent there is reasonable certainty that the assets can be realised in the future; however, where there is unabsorbed depreciation or carried forward business loss under taxation laws, deferred tax assets are recognised only if there is a virtual certainty of realisation of such assets.
- d) Deferred tax assets and Deferred tax liabilities are offset if a legally enforceable right exist to set off current tax assets against current tax liabilities and deferred tax assets / deferred tax liabilities relate to same taxable entity and same taxation authority.
- e) Minimum Alternative Tax (MAT) credit is recognized as an asset only when and to the extent there is convincing evidence that the company will pay normal income tax during the specified period. In the year in which the MAT credit becomes eligible to be recognized as an asset in accordance with the recommendations contained in guidance note issued by the Institute of Chartered Accountants of India, the said asset is created by way of a credit to the statement of profit and loss and shown as MAT credit entitlement. The company reviews the same at each balance sheet date and writes down the carrying amount of MAT credit entitlement to the extent there is no longer convincing evidence to the effect that company will pay normal income tax during the specified period. Accumulated MAT credit will be derecognised in the year in which the company exercises its option, if any, available under the provisions of the Income tax Act whereby it would be advantageous for the company to avail certain concessions foregoing the MAT credit.



1.14 Operating Lease:

- a) Leases where the lessor effectively retains substantially all the risks and benefits of ownership of the leased items are classified as operating leases. Operating lease payments are recognised as an expense in the statement of profit and loss on accrual basis.
- b) Lease arrangements, where the risks and rewards incidental to the ownership of an asset substantially vest with the lessor, are recognised as an operating lease.
- c) The Assets given under operating leases are shown in Balance Sheet under Fixed Assets and depreciated on a basis consistent with the depreciation policy of the company. The lease income is recognised in the Statement of Profit and Loss on accrual basis.

1.15 Provisions, Contingent Liabilities And Contingent Assets:

Provision

A provision is recognised when an enterprise has a present obligation as a result of past event and it is probable that an outflow of resources would be required to settle the obligation, in respect of which a reliable estimate can be made. Provisions are not discounted to its present value and are determined based on best estimate required to settle the obligation at the balance sheet date. These are reviewed at each balance sheet date and adjusted to reflect the current best estimates.

Contingent liabilities

A Contingent liability is a possible obligation that arises from past events whose existence will be confirmed by the occurrence or non-occurrence of one or more uncertain future events beyond the control of the company or a present obligation that is not recognised because it is not probable that an outflow of resources will be required to settle the obligation. A contingent liability also arises in extremely rare cases where there is a liability that cannot be recognised because it cannot be measured reliably. The company does not recognise a contingent liability but discloses its existence in the financial statements.

Contingent assets

Contingent assets are neither recognized nor disclosed in the accounts.

1.16 Earnings Per Share:

Basic earnings per share are calculated by dividing the net profit or loss for the period attributable to equity shareholders by the weighted average number of equity shares outstanding during the period. The weighted average numbers of equity shares outstanding during the period are adjusted for events of bonus issue, bonus element in a rights issue to existing shareholders, share split and consolidation of shares, if any.

For the purpose of calculating diluted earnings per share, the net profit or loss for the period attributable to equity shareholders and the weighted average number of shares outstanding during the period are adjusted for the effects of all dilutive potential equity shares.

1.17 Cash and Cash Equivalents :

Cash flow is reported using indirect method, whereby net profit before tax is adjusted for the effects of transaction of a non cash nature and any deferrals or accruals of past or future cash receipts or payments. The cash flow comprises regular revenue generating, investing and financing activities of the company. Cash and cash equivalents in the balance sheet comprise of cash at bank and in hand and short term, highly liquid investments that are readily convertible into known amounts of cash and which are subject to an insignificant risk of changes in value.



2.11: Property, Plant and Equipment

Particulars	Gross block			Accumulated depreciation				₹ in Lakhs
	As at 1.04.2023	Additions during the year	Deductions/ Adjustments during the year	As at 31.03.2024	Upto 31.3.2023	For the year	Withdrawals	Net block As at 31.03.2024
A. Property, Plant and Equipment								
Land	2,639.68	140.50	-	2,780.18	-	-	-	2,780.18
Buildings	18,498.25	4,063.01	-	22,561.26	1,665.20	675.33	-	20,220.73
Improvements to leasehold buildings	178.77	-	-	178.77	26.43	33.59	-	118.75
Plant & machinery	80,927.31	26,865.60	-	1,07,792.91	25,640.85	8,638.19	-	73,513.87
Electrical installations & fittings	2,327.26	507.31	-	2,834.57	893.91	228.17	-	1,712.49
Computer including software	547.56	44.36	-	591.92	436.09	69.76	-	86.07
Livestock	2.97	-	2.97	-	-	-	-	-
Office Equipment's (includes furniture's & fittings)	567.12	36.82	-	603.94	277.11	51.75	-	275.08
Vehicles	6,748.74	2,576.31	-	9,325.05	3,250.67	840.68	-	5,233.70
	1,12,437.66	34,233.91	2.97	1,46,668.60	32,190.26	10,537.47	-	1,03,940.87
B. Intangible assets	130.65	-	-	130.65	28.75	19.90	-	82.00
C. Capital Work In Progress	-	-	-	-	-	-	-	9,513.43
TOTAL	1,12,568.31	34,233.91	2.97	1,46,799.25	32,219.01	10,557.37	-	1,13,536.30

- The title deeds of immovable property are held in the name of the Company.

Capital work-in-progress (CWIP) ageing as on 31-03-2024:

Particulars	Amount in CWIP for a period of				(₹ in lakhs)
	Less than 1 year	1 -2 years	2 -3 years	More than 3 years	Total
Projects in progress	9,173.52	339.91	-	-	9,513.43
Projects temporarily suspended	-	-	-	-	-

Following table represents Capital Work-in-progress projects which have exceeded their original budgeted cost and /or planned time of completion:

Particulars	Amount in CWIP for a period of				Total
	Less than 1 year	1 -2 years	2 -3 years	More than 3 years	Total
Projects in progress	1,335.14	-	-	-	1,335.14
Projects temporarily suspended	-	-	-	-	-



Milky Mist Dairy Food Private Limited
Notes to Financial Statements

Particulars	Gross block			Accumulated depreciation				₹ in Lakhs	
	As at 1.04.2022	Additions during the year	Deductions/ Adjustments during the year	As at 31.03.2023	Upto 31.3.2022	For the year	Withdrawals	Upto 31.03.2023	As at 31.03.2023
A. Property, Plant and Equipment									
Land	2,526.87	112.81	-	2,639.68	-	-	-	-	2,639.68
Buildings	11,435.33	7,062.92	-	18,498.25	1,191.40	473.80	-	1,665.20	16,833.05
Improvements to leasehold buildings	153.46	62.22	36.91	178.77	6.16	26.81	6.54	26.43	152.34
Plant & machinery	57,716.78	23,272.05	61.52	80,927.31	19,359.24	6,330.91	49.30	25,640.85	55,286.46
Electrical installations & fittings	2,183.33	148.66	4.73	2,327.26	685.56	208.35	-	893.91	1,433.35
Computer including software	445.77	101.79	-	547.56	366.30	69.79	-	436.09	111.47
Livestock	5.07	-	2.10	2.97	-	-	-	-	2.97
Office Equipment's (includes furniture's & fittings)	453.36	113.76	-	567.12	229.78	47.33	-	277.11	290.01
Vehicles	5,479.48	1,292.59	23.33	6,748.74	2,573.11	698.10	20.54	3,250.67	3,498.07
	80,399.45	32,166.80	128.59	1,12,437.66	24,411.55	7,855.09	76.38	32,190.26	80,247.40
B. Intangible assets	121.85	8.80	-	130.65	9.09	19.66	-	28.75	101.90
C. Capital Work In Progress	-	-	-	-	-	-	-	-	14,851.07
TOTAL	80,521.30	32,175.60	128.59	1,12,568.31	24,420.64	7,874.75	76.38	32,219.01	95,200.37

- The title deeds of immovable property are held in the name of the Company.

Capital work-in-progress (CWIP) ageing as on 31-03-2023:

Particulars	Amount in CWIP for a period of				(₹ in lakhs)
	Less than 1 year	1 -2 years	2 -3 years	More than 3 years	Total
Projects in progress	14,651.94	199.13	-	-	14,851.07
Projects temporarily suspended	-	-	-	-	-

Following table represents Capital Work-in-progress projects which have exceeded their original budgeted cost and /or planned time of completion:

Particulars	Amount in CWIP for a period of				Total
	Less than 1 year	1 -2 years	2 -3 years	More than 3 years	Total
Projects in progress	4,004.04	-	-	-	4,004.04
Projects temporarily suspended	-	-	-	-	-



Milky Mist Dairy Food Private Limited
Notes to Financial Statements

2.01 Share Capital

Particulars	As at 31.03.2024		As at 31.03.2023	
	in Numbers	₹ in Lakhs	in Numbers	₹ in Lakhs
Authorised				
Equity shares of ₹ 10/- each	50,00,000	500.00	50,00,000	500.00
Preference shares of ₹ 10/- each	1,00,000	10.00	1,00,000	10.00
Issued, subscribed & fully paid up				
Equity shares of ₹ 10/- each	35,00,000	350.00	35,00,000	350.00
Issued, subscribed & fully paid up				
0.01% Compulsorily Convertible Preference Shares (CCPS) of ₹ 10 each at a premium of ₹ 2,846	68,250	6.83	68,250	6.83
	35,68,250	356.83	35,68,250	356.83

i) Reconciliation of the shares outstanding at the beginning and at the end of the reporting period :

Equity Shares

Particulars	As at 31.03.2024		As at 31.03.2023	
	Number	₹ in Lakhs	Number	₹ in Lakhs
Shares outstanding at the beginning of the year	35,00,000	350.00	35,00,000	350.00
Shares issued during the year	-	-	-	-
Shares bought back during the year	-	-	-	-
Shares outstanding at the end of the year	35,00,000	350.00	35,00,000	350.00

0.01% Compulsory Convertible Preference Shares

Particulars	As at 31.03.2024		As at 31.03.2023	
	Number	₹ in Lakhs	Number	₹ in Lakhs
Shares outstanding at the beginning of the year	68,250	6.83	68,250	6.83
Shares issued during the year/Amount received on partly paid up shares	-	-	-	-
Shares bought back during the year	-	-	-	-
Shares outstanding at the end of the year	68,250	6.83	68,250	6.83

ii) Shareholding of promoter and promoter group as on 31st March 2024 and 31st March 2023 :

Particulars	No of shares	% of total shares	% change during the year
- Mr.T.Sathish Kumar	15,50,000	44.30%	-
- Mrs.S.Anitha	19,25,000	55.00%	-
- Mr.S.Shanjay	12,500	0.35%	-
- Mr.S.Nitin	12,500	0.35%	-

iii) Details of shareholders holding more than 5% of equity shares in the company :

Name of the shareholder	Equity shares			
	As at 31.03.2024		As at 31.03.2023	
	No. of shares held	% of holding	No. of shares held	% of holding
- Mr.T.Sathish Kumar	15,50,000	44.30%	15,50,000	44.30%
- Mrs.S.Anitha	19,25,000	55.00%	19,25,000	55.00%



Milky Mist Dairy Food Private Limited
Notes to Financial Statements

iv) Details of shareholders holding more than 5% of preference shares in the company :

Name of the shareholder	0.01% Compulsorily Convertible Preference shares			
	As at 31.03.2024		As at 31.03.2023	
	No. of shares held	% of holding	No. of shares held	% of holding
- Grand Anicut Fund - I	52,786	77.34%	68,250	100.00%
- Oriental Carbon and Chemicals Limited	4,163	6.10%	-	-
- Mr.Venkatesh Ramarathinam	4,163	6.10%	-	-

v) Terms / rights attached to equity shares :

Voting

- The shareholders are entitled to one vote for each share held by them.

Dividend

- The Company declares and pays dividend in Indian Rupees. The dividend proposed by the Board of Directors, if any, is subject to the approval of the shareholders in the ensuing Annual General Meeting.

Liquidation

In the event of liquidation of the Company, the holders of the equity shares will be entitled to receive remaining assets of the Company, after distribution of all preferential amount. The distribution will be in proportion to the number of equity shares held by the shareholders.

vi) Terms / rights attached to preference shares :

- Pursuant to the equity shareholders' approval obtained on July 15, 2020, the Company issued 68,250 CCPS of face value ₹ 10 each at a premium of ₹ 2846, carrying a coupon rate of 0.01% per annum ('p.a.') to Grand Anicut Fund - I.

- The CCPS shall be converted into equity shares at any time upon the earlier of:

(a) In connection with the listing of Company's securities - Immediately prior to the filing of an offer document (or equivalent document, by whatever name called) with the competent authority or such later date as may be permitted under applicable law at the relevant time, or

(b) At any time between 4 to 5 years from the execution date (January 29, 2024) or such other extended period as may be intimated by the investors to the Company at the sole discretion of the investor.

- The preference shareholders are entitled to receive notice of and vote on all matters that are submitted to the vote of the shareholders of the Company (including the holders of equity shares).

- The preference shareholders have preference on the distribution of dividend.

vii) There are no shares allotted by way of Bonus Shares and there have been no shares bought back in the immediately preceding five years.

viii) Details of Shares held by the holding Company : There are no shares held by the Holding Company / Subsidiaries of ultimate Holding Company as on 31st March 2024.

2.02 Reserves and surplus

Particulars	As at 31.03.2024	As at 31.03.2024	As at 31.03.2023	As at 31.03.2023
	₹ in Lakhs	₹ in Lakhs	₹ in Lakhs	₹ in Lakhs
A. General Reserve				
Opening balance/Closing balance		51.72		51.72
B. Securities Premium				
Opening balance	1,942.40		1,942.40	
Additions	-	1,942.40	-	1,942.40
C. Surplus in the Statement of Profit & Loss				
Opening balance	15,784.80		12,982.97	
Add: Profit for the year	1,946.26	17,731.06	2,801.83	15,784.80
		19,725.18		17,778.92



Milky Mist Dairy Food Private Limited
Notes to Financial Statements

2.03 Long term borrowings

Particulars	Non Current portion		Current maturities	
	As at 31.03.2024	As at 31.03.2023	As at 31.03.2024	As at 31.03.2023
	₹ in Lakhs	₹ in Lakhs	₹ in Lakhs	₹ in Lakhs
A.Secured loans				
From banks				
- Term loan	69,660.68	60,298.34	12,430.75	7,685.60
- Vehicle loan	2,733.50	2,020.57	1,225.28	943.15
From others				
- Vehicle loan	-	-	-	6.21
B.Unsecured loans				
- Loan from Director (Refer note no.2.35)	25.55	308.11	-	-
	72,419.73	62,627.02	13,656.03	8,634.96

A.Term loans from banks:

(i) Repayment terms:

Terms of loans	Bank	Security details	31.03.2024	31.03.2023
Repayable in 33 monthly instalments aggregating to ₹ 2,640 lakhs. The interest is payable on monthly basis and the rate of interest is 9.45% per annum.	Indian Bank	Note 1	2,640.00	3,600.00
Repayable in 53 monthly instalments aggregating to ₹ 5,454.41 lakhs. The interest is payable on monthly basis and the rate of interest is 9.40% per annum.	Indian Bank	Note 1	5,454.41	6,557.94
Repayable in 12 monthly instalments aggregating to ₹ 1,099.84 lakhs. The interest is payable on monthly basis and the rate of interest is 9.25% per annum.	Indian Bank	Note 1	1,099.84	2,199.88
Repayable in 36 monthly instalments aggregating to ₹ 6,155.04 lakhs. The interest is payable on monthly basis and the rate of interest is 9.25% per annum.	Indian Bank	Note 1	6,155.04	6,286.00
Repayable in 120 monthly instalments aggregating to ₹ 9,991.25 lakhs commencing from April 2025. The interest is payable on monthly basis and the rate of interest is 9.30% per annum.	Indian Bank	Note 1	9,991.25	5,286.15
Repayable in 35 monthly instalments aggregating to ₹ 2,305.23 lakhs. The interest is payable on monthly basis and the rate of interest is 9.50% per annum.	Indian Overseas Bank	Note 1	2,305.23	3,240.24
Repayable in 56 monthly instalments aggregating to ₹ 8,713.71 lakhs. The interest is payable on monthly basis and the rate of interest is 9.45% per annum.	Indian Overseas Bank	Note 1	8,713.71	10,317.48
Repayable in 48 monthly instalments aggregating to ₹ 5,017 lakhs commencing from April 2024. The interest is payable on monthly basis and the rate of interest is 8.60% per annum.	Indian Overseas Bank	Note 2	5,017.00	5,017.00
-	Union Bank	Note 1	-	16.26
-	Union Bank	Note 1	-	34.14



Milky Mist Dairy Food Private Limited
Notes to Financial Statements

Terms of loans	Bank	Security details	31.03.2024	31.03.2023
-	Union Bank	Note 1	-	2.98
Repayable in 35 monthly instalments aggregating to ₹ 1,260 lakhs. The interest is payable on monthly basis and the rate of interest is 9.45% per annum.	Union Bank	Note 1	1,260.00	1,692.00
Repayable in 17 monthly instalments aggregating to ₹ 808.90 lakhs. The interest is payable on monthly basis and the rate of interest is 9.25% per annum.	Union Bank	Note 2	808.90	1,008.18
Repayable in 44 monthly instalments aggregating to ₹ 513.33 lakhs commencing from December 2023. The interest is payable on monthly basis and the rate of interest is 9.25% per annum.	Union Bank	Note 2	513.33	560.00
These have since been repaid in April 2024 and have been classified under Short Term Borrowings.	Union Bank	Note 3	695.82	-
These have since been repaid in April 2024 and have been classified under Short Term Borrowings.	Union Bank	Note 3	723.63	-
Repayable in 20 monthly instalments aggregating to ₹ 280.17 lakhs. The interest is payable on monthly basis and the rate of interest is 10.45% per annum.	UCO Bank	Note 3	280.17	445.97
-	UCO Bank	Note 4	-	100.26
Repayable in 37 monthly instalments aggregating to ₹ 377.35 lakhs. The interest is payable on monthly basis and the rate of interest is 9% per annum.	The Federal Bank Ltd	Note 5	377.35	517.34
Repayable in 39 monthly instalments aggregating to ₹ 1,560. The interest is payable on monthly basis and the rate of interest is 9% per annum.	The Federal Bank Ltd	Note 6	1,560.00	2,040.00
Repayable in 120 monthly instalments aggregating to ₹ 15,995.75 lakhs commencing from February 2025. The interest is payable on monthly basis and the rate of interest is 9.65% per annum.	State Bank of India	Note 7	15,995.75	9,062.12
Repayable in 120 monthly instalments aggregating to ₹ 18,500 lakhs commencing from October 2024. The interest is payable on monthly basis and the rate of interest is 8.95% per annum.	RBL Bank Limited	Note 7	18,500.00	10,000.00

(ii) Security details:

A. Term loans from bank:

Note 1: The loans are secured by pari passu first charge on properties owned by the Company (present and future), hypothecation of other fixed assets of the Company (except vehicles financed by HDFC Bank Ltd, Kotak Mahindra Bank Ltd and other financial institutions and Windmill/Biogas project financed by UCO Bank Ltd) and second pari passu charge on current assets of the Company.



Milky Mist Dairy Food Private Limited
Notes to Financial Statements

Note 2: Secured by second charge with the existing credit facilities in terms of cash flows and entire current assets with charge on the assets financed.

Note 3: Secured by hypothecation of machineries purchased out of the term loan.

Note 4: Primarily secured by hypothecation of plant and machinery purchased out of the bank finance and collaterally secured by second charge on one number of Gamesa windmill 2MW capacity of INR 13.25 crore and windmill land to an extent of 3.98 acres situated at SF No.253/1, Naampatti villae, Kayathar, Tuticorin.

Note 5: Primarily secured by hypothecation of 2 MW of Solar Power plant at Periyapuliur Village, Bhavani Taluk, Erode District and collaterally secured by (i) Equitable mortgage of agricultural land admeasuring 5.71 acres in R.S.No.732/2, 733/4, Periyapuliur Village, Bhavani Taluk, Erode District, in the name of Mr.T.Sathish Kumar (Managing Director) and (ii) Equitable mortgage of agricultural land admeasuring 14.66 acres in R.S.No.20/58 and others in Kavilipalayam Village, Erode District, in the name of Mr.T.Sathish Kumar (Managing Director).

Note 6: Primarily secured by hypothecation of 7 MW of Solar Power plant at Kavilipalayam Village, Pujai Puliampatti, Sathyamanalam Taluk, Erode District and collaterally secured by (i) Equitable mortgage of agricultural land admeasuring 5.71 acres in R.S.No.732/2, 733/4, Periyapuliur Village, Bhavani Taluk, Erode District, in the name of Mr.T.Sathish Kumar (Managing Director) and (ii) Equitable mortgage of agricultural land admeasuring 14.66 acres in R.S.No.20/58 and others in Kavilipalayam Village, Erode District, in the name of Mr.T.Sathish Kumar (Managing Director).

Note 7: The loans are secured by pari passu first charge over immovable and movable fixed assets of the Company excluding Windmill, 9MW Solar Power Plant and Bio Gas Plant (which has been charged to respective term loan lenders) and excluding vehicles financed by other lenders and second pari passu charge on the current assets of the Company.

The term loan facilities are further secured by 'the "Milky Mist" brand name and personal properties of the directors and guaranteed by personal guarantee of Promoter Directors.

B. Hire purchase loan from banks and financial institutions of ₹ 3,958.78 lakhs (March 31, 2023 : ₹ 2,969.93 lakhs) carries interest @ 6.51% to 9.26 % p.a. The loans are repayable in 47 to 62 monthly instalments starting from the respective date of finance. The loan is secured by specific assets financed (vehicle).

C. Unsecured loan from directors are interest free. Based on the long term funding requirement of the company, it is expected that the amount would not be repayable within the next 12 months and have been classified as long term borrowings.

2.04 Deferred tax liabilities (net)

Particulars	As at 31.03.2024	Charged / (reversed) during the year	As at 31.03.2023
	₹ in Lakhs	₹ in Lakhs	₹ in Lakhs
Deferred tax liabilities			
- On Property, Plant and Equipment	9,692.69	2,095.64	7,597.05
	9,692.69	2,095.64	7,597.05
Deferred tax assets			
- On disallowances under the Income tax Act	373.63	129.43	244.19
- On Unused Tax Losses and benefits	428.94	283.05	145.89
- On employee benefit expense	285.20	110.96	174.24
	1,087.77	523.44	564.32
Deferred tax liabilities (Net)	8,604.92	1,572.20	7,032.73



Milky Mist Dairy Food Private Limited
Notes to Financial Statements

Particulars	As at 31.03.2023	Charged / (reversed) during the year	As at 31.03.2022
	₹ in Lakhs	₹ in Lakhs	₹ in Lakhs
Deferred tax liabilities			
- On Property, Plant and Equipment	7,597.05	2,803.24	4,793.81
	7,597.05	2,803.24	4,793.81
Deferred tax assets			
- On disallowances under the Income tax Act	244.19	62.78	181.42
- On Unused Tax Losses and benefits	145.89	145.89	-
- On employee benefit expense	174.24	36.43	137.81
	564.32	245.10	319.23
Deferred tax liabilities (Net)	7,032.73	2,558.14	4,474.58

2.05 Other long term liabilities

Particulars	As at 31.03.2024	As at 31.03.2023
	₹ in Lakhs	₹ in Lakhs
- Dealers deposit	739.24	467.79
- Security deposits received	103.48	56.75
	842.72	524.54

2.06 Long term provisions

Particulars	As at 31.03.2024	As at 31.03.2023
	₹ in Lakhs	₹ in Lakhs
Provision for Gratuity (Refer note no. 2.29)	157.47	127.68
Provision for leave encashment	171.10	57.00
	328.57	184.68

2.07 Short term borrowings

Particulars	As at 31.03.2024	As at 31.03.2023
	₹ in Lakhs	₹ in Lakhs
Secured		
Loans repayable on demand		
- Working capital loan from banks	18,046.10	9,181.41
- Current maturities of long term debt (Refer Note No 2.03)	13,656.03	8,634.96
	31,702.13	17,816.37

- Working capital loan from banks are secured by

(i) Pari passu first charge on all the current assets of the Company

(ii) Hypothecation of 2 MW of Solar Power plant at Periyapuliur Village, Bhavani Taluk, Erode District

(iii) Hypothecation of 7 MW of Solar Power plant at Kavilipalayam Village, Pujai Puliampatti, Sathyamangalam Taluk, Erode District

(iv) Equitable mortgage of agricultural land admeasuring 5.71 acres in R.S.No.732/2, 733/4, Periyapuliur Village, Bhavani Taluk, Erode District, in the name of Mr.T.Sathish Kumar (Managing Director)

(v) Equitable mortgage of agricultural land admeasuring 14.66 acres in R.S.No.20/58 and others in Kavilipalayam Village, Erode District, in the name of Mr.T.Sathish Kumar (Managing Director) and collaterally secured by "Milky Mist" brand name of the Company and personal properties of the directors. The working capital facility is repayable on demand and carries interest in the range of 9% p.a. to 10.35% p.a.



Milky Mist Dairy Food Private Limited
Notes to Financial Statements

2.08 Trade payables

Particulars	As at 31.03.2024	As at 31.03.2023
	₹ in Lakhs	₹ in Lakhs
- Total outstanding dues of micro and small enterprises (Refer note no.2.37)	99.63	66.38
- Total outstanding dues of creditors other than micro and small enterprises	4,563.83	2,818.79
	4,663.46	2,885.17

Ageing as on 31st March 2024

Particulars	Outstanding for the following period				Total
	Less than 1 year	1 -2 years	2 -3 years	More than 3 years	
(i) MSME	99.63	-	-	-	99.63
(ii) Others	4,561.36	2.47	-	-	4,563.83
(iii) Disputed dues - MSME	-	-	-	-	-
(iv) Disputed dues - Others	-	-	-	-	-
Total	4,660.99	2.47	-	-	4,663.46

Ageing as on 31st March 2023

Particulars	Outstanding for the following period				Total
	Less than 1 year	1 -2 years	2 -3 years	More than 3 years	
(i) MSME	66.38	-	-	-	66.38
(ii) Others	2,818.79	-	-	-	2,818.79
(iii) Disputed dues - MSME	-	-	-	-	-
(iv) Disputed dues - Others	-	-	-	-	-
Total	2,885.17	-	-	-	2,885.17

- The above ageing have been presented on First-in-First out basis based on settlement of invoices.

- The information in relation to dues to micro and small enterprises have been determined to the extent such parties have been identified on the basis of information available with the Company. The company has issued letters seeking confirmation from suppliers regarding registration under the "Micro, Small and Medium Development Enterprises Development Act, 2006".



Milky Mist Dairy Food Private Limited
Notes to Financial Statements

2.09 Other current liabilities

Particulars	As at 31.03.2024 ₹ in Lakhs	As at 31.03.2023 ₹ in Lakhs
Accrued employee benefits	771.25	555.87
Directors remuneration payable	260.67	-
Interest accrued and due	331.95	159.72
Statutory dues payable	591.51	732.57
Creditors for capital goods	3,782.82	3,665.03
Creditors for expenses	3,544.79	2,519.59
Advance from customers	174.10	79.74
Liability towards unspent CSR (Refer note no.2.36)	0.04	52.02
Other payables and accruals*	2,725.06	2,179.35
	12,182.19	9,943.89

* Other payables and accruals represents accrued expenses.

2.10 Short term provisions

Particulars	As at 31.03.2024 ₹ in Lakhs	As at 31.03.2023 ₹ in Lakhs
Provision for gratuity (Refer note no. 2.29)	141.09	108.89
Provision for leave encashment	25.01	7.89
	166.10	116.78

2.12 Long term loans and advances

Particulars	As at 31.03.2024 ₹ in Lakhs	As at 31.03.2023 ₹ in Lakhs
Unsecured, considered good		
Capital advance	2,346.52	1,976.97
	2,346.52	1,976.97

2.13 Other non-current assets

Particulars	As at 31.03.2024 ₹ in Lakhs	As at 31.03.2023 ₹ in Lakhs
Unsecured, considered good		
In deposit account (With bank having maturity of more than 12 Months)*	364.93	134.00
Advance tax, net off provision	44.71	208.54
MAT credit entitlement (Refer note no.2.46)	718.38	718.38
Deposits with sales tax authorities	35.00	35.00
Security deposits	368.11	583.93
Rental deposits	184.03	139.61
Unsecured, considered doubtful		
Deposits	21.46	21.46
Less : Allowance for doubtful deposits	(21.46)	(21.46)
	1,715.16	1,819.46

* Deposits with banks are earmarked as margin money for letter of guarantees issued.

2.14 Inventories (Valued at lower of cost and net realisable value)

Particulars	As at 31.03.2024 ₹ in Lakhs	As at 31.03.2023 ₹ in Lakhs
Raw materials and packing materials	4,020.61	2,055.79
Work-in-progress	1,408.83	353.82
Finished goods (including stock-in-trade)	13,575.98	7,006.20
Stores and spares	1,554.48	988.61
	20,559.90	10,404.42



Milky Mist Dairy Food Private Limited
Notes to Financial Statements

2.15 Trade receivables

Particulars	As at 31.03.2024 ₹ in Lakhs	As at 31.03.2023 ₹ in Lakhs
Unsecured		
- Considered good	8,485.07	7,274.43
- Considered doubtful	1,047.76	677.33
Less : Allowance for doubtful debts	(1,047.76)	(677.33)
	8,485.07	7,274.43
Movement in doubtful debts	31.03.2024	31.03.2023
Opening balance	677.33	466.74
Provision for the year	419.50	241.20
Reversal during the year	(49.07)	(30.61)
Closing balance	1,047.76	677.33

Particulars	Outstanding for following periods					As on 31-03-2024
	Less than 6 months	6 months - 1 year	1-2 years	2-3 years	More than 3 years	
(i) Undisputed trade receivables						
- Considered good	8,185.22	286.95	2.80	6.08	4.02	8,485.07
- Considered doubtful	-	-	378.40	276.20	189.18	843.78
(ii) Disputed trade receivables						
- Considered good	-	-	-	-	-	-
- Considered doubtful	-	-	103.83	48.87	51.28	203.98
Total	8,185.22	286.95	485.03	331.15	244.47	9,532.83
Less: Allowance for doubtful debts						(1,047.76)
Total (Net)						8,485.07

Particulars	Outstanding for following periods					As on 31-03-2023
	Less than 6 months	6 months - 1 year	1-2 years	2-3 years	More than 3 years	
(i) Undisputed trade receivables						
- Considered good	6,896.43	336.70	41.30	-	-	7,274.43
- Considered doubtful	-	-	315.95	93.69	111.90	521.54
(ii) Disputed trade receivables						
- Considered good	-	-	-	-	-	-
- Considered doubtful	-	-	59.51	96.28	-	155.79
Total	6,896.43	336.70	416.76	189.97	111.90	7,951.76
Less: Allowance for doubtful debts						(677.33)
Total (Net)						7,274.43

The above ageing have been presented on First-in-First out basis considering the nature of business.



Milky Mist Dairy Food Private Limited
Notes to Financial Statements

2.16 Cash and bank balances

Particulars	As at 31.03.2024	As at 31.03.2023
	₹ in Lakhs	₹ in Lakhs
a) Cash and cash equivalents		
In current account with banks	1,108.45	821.84
Cash on hand	9.06	5.95
	<u>1,117.51</u>	<u>827.79</u>
b) Other bank balances		
In bank deposit account*	481.14	362.65
Cheques on hand	-	44.32
In unspent CSR Account	0.04	7.79
	<u>481.18</u>	<u>414.76</u>
	<u>1,598.69</u>	<u>1,242.55</u>
* Deposits amounting to ₹ 481.14 lakhs (Previous year ₹ 362.65 lakhs) have been kept as margin money for letter of guarantees issued.		
Of the above, the balances that meet the definition of Cash and Cash equivalents as per AS-3 Cash flow statement is	<u>1,117.51</u>	<u>827.79</u>

2.17 Short term loans and advances

Particulars	As at 31.03.2024	As at 31.03.2023
	₹ in Lakhs	₹ in Lakhs
Unsecured, considered good		
Advances to suppliers and others	470.28	256.95
Employee advance	11.21	60.09
	<u>481.49</u>	<u>317.04</u>

2.18 Other current assets

Particulars	As at 31.03.2024	As at 31.03.2023
	₹ in Lakhs	₹ in Lakhs
Balances with Government Authorities	1,771.91	617.41
Prepaid expenses	423.67	364.46
Export incentive receivable	23.44	3.40
Interest accrued	7.50	4.24
Other receivables	42.18	42.18
	<u>2,268.70</u>	<u>1,031.69</u>



Milky Mist Dairy Food Private Limited
Notes to Financial Statements

2.19 Revenue from operations

Particulars	2023-24 ₹ in Lakhs	2022-23 ₹ in Lakhs
Sale of products		
- Sale of manufactured goods	1,82,005.94	1,35,906.01
- Sale of traded goods	6,720.25	6,574.26
Total - A	1,88,726.19	1,42,480.27
Other operating revenue		
- Freight recovery	1,331.45	657.48
- Export incentive	26.09	27.30
Total - B	1,357.54	684.78
Grand Total (A+B)	1,90,083.73	1,43,165.05

Details of products sold:

Particulars	2023-24 ₹ in Lakhs	2022-23 ₹ in Lakhs
Sale of products comprises of:		
Manufactured goods		
- Fresh milk	60.12	282.19
- Paneer	55,549.55	43,630.84
- Curd	29,694.85	23,143.72
- Cheese	34,430.92	26,768.74
- Butter	13,376.03	11,373.92
- Ghee	16,247.29	9,768.81
- Ice Cream	3,445.94	-
- Chocolate	435.30	-
- Other milk products	28,765.94	20,937.79
Total - A	1,82,005.94	1,35,906.01
Traded goods		
- Cattle feed	3,402.83	2,591.69
- Milk products	299.79	1,809.28
- Non-milk products	3,017.63	2,173.29
Total - B	6,720.25	6,574.26
Grand Total (A+B)	1,88,726.19	1,42,480.27

2.20 Other income

Particulars	2023-24 ₹ in Lakhs	2022-23 ₹ in Lakhs
Interest income	49.65	44.23
Interest on Income Tax Refund	9.26	-
Exchange fluctuation (Net)	216.50	30.01
Profit on sale of assets (Net)	-	31.17
Miscellaneous income	361.38	396.74
	636.79	502.15

2.21 Cost of materials consumed

Particulars	2023-24 ₹ in Lakhs	2022-23 ₹ in Lakhs
Raw materials and packing materials		
Opening stock	2,055.79	1,366.70
Add: Purchases	1,27,546.99	90,427.98
	1,29,602.78	91,794.68
Less: Closing stock	4,020.61	2,055.79
	1,25,582.17	89,738.89



Milky Mist Dairy Food Private Limited
Notes to Financial Statements

Details of materials consumed under broad heads :

Particulars	2023-24	2022-23
	₹ in Lakhs	₹ in Lakhs
Raw milk, additives and other consumables	1,15,533.23	83,200.60
Packing material	10,048.94	6,538.29
	1,25,582.17	89,738.89

Value of imported and indigenous raw materials including packing materials consumed :

Particulars	2023-24		2022-23	
	Value	%	Value	%
Imported	740.20	0.59%	309.24	0.34%
Indigenous	1,24,841.97	99.41%	89,429.65	99.66%
	1,25,582.17	100.00%	89,738.89	100.00%

2.22 Purchases of stock-in-trade

Particulars	2023-24	2022-23
	₹ in Lakhs	₹ in Lakhs
Cattle Feed	3,407.28	2,480.33
Milk products	242.34	1,335.92
Non-milk products	2,818.71	2,063.49
	6,468.33	5,879.74

2.23 Changes in inventories of work-in-progress and finished Goods

Particulars	2023-24	2022-23
	₹ in Lakhs	₹ in Lakhs
Inventories at the beginning of the year		
- Work-in-progress	353.82	391.91
- Finished goods	7,006.20	4,465.28
	7,360.02	4,857.19
Inventories at the end of the year		
- Work-in-progress	1,408.83	353.82
- Finished goods	13,575.98	7,006.20
	14,984.81	7,360.02
Changes in inventories of work-in-progress and finished goods	(7,624.79)	(2,502.83)

2.24 Employee benefits expense

Particulars	2023-24	2022-23
	₹ in Lakhs	₹ in Lakhs
Salaries, wages and bonus	10,308.84	7,212.06
Contribution to provident and other funds	248.43	182.78
Gratuity (Refer note no.2.29)	77.84	84.40
Leave encashment	131.23	64.88
Staff welfare expenses	126.79	112.14
	10,893.13	7,656.26

Employee benefits expense includes Director's remuneration 1,640.00 1,200.00

2.25 Finance costs

Particulars	2023-24	2022-23
	₹ in Lakhs	₹ in Lakhs
Interest expense	7,967.62	5,067.76
Less: Interest Subvention received	(1,293.38)	-
	6,674.24	5,067.76
Other borrowing cost	408.49	730.43
	7,082.73	5,798.19

Refer note no.2.45 in respect of borrowing cost capitalized.



Milky Mist Dairy Food Private Limited
Notes to Financial Statements

2.26 Depreciation and amortisation expenses

Particulars	2023-24	2022-23
	₹ in Lakhs	₹ in Lakhs
Depreciation of Property, Plant and Equipment (Refer note no.2.11)	10,537.47	7,855.09
Amortization of intangible assets (Refer note no.2.11)	19.90	19.66
	10,557.37	7,874.75

2.27 Other expenses

Particulars	2023-24	2022-23
	₹ in Lakhs	₹ in Lakhs
Consumption of stores and spares	317.36	250.31
Carriage outwards	726.09	528.03
Power and fuel (net off self generation) (Refer note no.2.41)	3,958.60	2,408.28
Water charges	280.48	182.64
Rent	208.05	168.16
Rates & taxes	240.54	565.75
Insurance expenses	294.93	261.76
Logistics expenses	5,746.06	4,416.98
<u>Repairs & Maintenance</u>		
- Building	171.95	143.74
- Machinery	2,011.60	1,305.11
- Vehicle	570.52	527.90
- Others	236.80	195.95
Milk chilling and Processing charges	416.96	311.36
Advertising and Sales Promotion	2,055.26	1,649.10
Claims and Discounts	10,410.42	5,936.51
C&F Handling charges	2,742.55	1,534.64
Security charges	129.59	146.47
Travelling and conveyance	1,212.06	1,009.75
Professional & consultancy charges	636.54	558.48
Auditor's remuneration (Refer note no.2.27 (a))	40.14	35.41
Loss on scrapping of assets	-	30.37
Provision for doubtful debts/advances (net)	370.43	210.59
CSR expenses (Refer note no.2.36)	102.40	75.15
Miscellaneous expenses	531.70	348.99
	33,411.03	22,801.43

2.27 (a) Auditor's remuneration

Particulars	2023-24	2022-23
	₹ in Lakhs	₹ in Lakhs
(a) For statutory audit	25.00	23.50
(b) For tax audit	11.00	9.50
(c) For Certification Services	1.25	-
(d) For taxation matters	2.50	2.00
(e) For reimbursement of expenses	0.39	0.41
Total	40.14	35.41

2.28 Earnings per share

Particulars	2023-24	2022-23
Net Profit after tax as per Statement of Profit and Loss attributable to	1,946.26	2,801.83
Weighted average number of equity shares outstanding for Basic EPS	35,00,000	35,00,000
Weighted average number of equity shares outstanding for Diluted EPS	35,68,250	35,68,250
Face value per equity share (in ₹)	10	10
Basic earnings per share (in ₹)	55.61	80.05
Diluted earnings per share (in ₹)	54.54	78.52



Milky Mist Dairy Food Private Limited
Notes to Financial Statements

2.29 The Company has provided for employee benefits as per Accounting Standard (AS) - 15 in respect of defined benefit plan (Gratuity).

a) Defined benefit plan :

The Company operates a defined benefit plan for payment of post employment benefit in the form of Gratuity. Benefit under the plan are based on pay and years of service and are vested on completion of five years of service, as provided for in the Payment of Gratuity Act, 1972. The terms of the benefit is common for all the employees of the company.

I) Principal actuarial assumptions (Expressed as weighted averages)

Particulars	31.03.2024	31.03.2023
Discount rate	7.23%	7.58%
Salary escalation rate	5.00%	5.00%
Attrition rate	5.00%	5.00%
Expected rate of return on plan assets	7.58%	7.49%

II) Changes in the present value of the obligation (PVO) - Reconciliation of opening and closing balances

Particulars	31.03.2024	31.03.2023
		(₹ in Lakhs)
Present value of the obligation as at the beginning of the period	269.06	194.38
Interest cost	19.69	14.17
Current service cost	96.67	71.32
Past Service Cost (non-vested benefits)	-	-
Past Service Cost (vested benefits)	-	-
Benefits paid	(18.45)	(10.65)
Actuarial loss / (gain) on obligation	(36.33)	(0.16)
Present value of the obligations as at the end of the period	330.64	269.06

III) Changes in the fair value of Plan assets - Reconciliation of Opening and Closing Balances

Particulars	31.03.2024	31.03.2023
		(₹ in Lakhs)
Fair value of plan assets as at the beginning of the period	32.49	-
Expected return on plan assets	2.35	1.19
Contributions	14.64	31.57
Employer direct benefit payments	1.21	10.65
Benefits Paid	(18.45)	(10.65)
Actuarial gain / (loss) on plan assets	(0.16)	(0.27)
Fair value of plan assets as at the end of the period	32.08	32.49

IV) Actual return on Plan Assets

Particulars	31.03.2024	31.03.2023
		(₹ in Lakhs)
Expected Return on Plan Assets	2.35	1.19
Actuarial gain / (loss) on plan assets	(0.16)	(0.27)
Actual return on plan assets	2.20	0.92

V) Actuarial Gain/Loss recognized

Particulars	31.03.2024	31.03.2023
		(₹ in Lakhs)
Actuarial gain/(loss) for the period - obligation	36.33	0.16
Actuarial gain/ (loss) for the period - Plan Assets	(0.16)	(0.27)
Total(gain)/loss for the period	(36.17)	0.11
Actuarial (gain)/loss recognized in the period	(36.17)	0.11
Unrecognized actuarial(gain)/loss at the end of the year	-	-



Milky Mist Dairy Food Private Limited

Notes to Financial Statements

VI) Amounts recognized in the Balance sheet and related analysis			(₹ in Lakhs)
Particulars	31.03.2024	31.03.2023	
Present value of the obligation	330.64	269.06	
Fair value of plan assets	(32.08)	(32.49)	
Difference	298.56	236.57	
Unrecognised transitional liability	-	-	
Unrecognised past service cost - non vested benefits	-	-	
Liability recognized in the balance sheet	298.56	236.57	

VII) Expenses recognized in the statement of Profit and Loss			(₹ in Lakhs)
Particulars	31.03.2024	31.03.2023	
Current Service Cost	96.67	71.32	
Interest Cost	19.69	14.17	
Expected return on plan assets	(2.35)	(1.19)	
Net Actuarial (gain) / loss recognized in the year	(36.17)	0.11	
Transactional Liability recognised in the year	-	-	
Past Service Cost - non-vested benefits	-	-	
Past Service Cost vested benefits	-	-	
Expenses recognized in the statement of Profit & Loss	77.84	84.40	

VIII) Amount for the Current Period			(₹ in Lakhs)
Particulars	31.03.2024	31.03.2023	
Present value of obligation	330.64	269.06	
Plan assets	32.08	32.49	
Surplus/(Deficit)	(298.56)	(236.57)	
Experience adjustments on plan liabilities-(loss)/gain	(47.05)	1.67	
Experience adjustments on plan assets - (loss)/gain	0.16	0.27	

IX) Major categories of plan assets (As percentage of total plan assets)			
Particulars	31.03.2024	31.03.2023	
Assets under insurance schemes	100%	100%	

X) Enterprise's best estimate of contribution during next year			(₹ in Lakhs)
Particulars	31.03.2024	31.03.2023	
Contribution for next year	141.09	108.89	

The estimates of future salary increases considered in actuarial valuation take account of inflation, seniority, promotion and other relevant factors such as supply and demand in the employment market.

b) Defined contribution plan :			(₹ in Lakhs)
Particulars	31.03.2024	31.03.2023	
Employer's Contribution to PF	219.50	149.68	

C) Compensated absences :

The expected cost of accumulating compensated absences is determined by actuarial valuation performed by an independent actuary at each balance sheet date using Projected Unit Credit method on the additional amount expected to be paid/availed as a result of the unused entitlement that has accumulated at the balance sheet date.



2.30 Expenditure in foreign currency

		(₹ in lakhs)	
Particulars	2023-24	2022-23	
a) Value of imports calculated on CIF basis:			
- Capital Goods	8,445.76	13,289.97	
- Raw Materials and Packing Materials	1,137.71	453.89	
- Components and spares	356.08	282.06	
b) Other expenditure in foreign currency	519.82	185.63	

2.31 Earnings in foreign currency

		(₹ in lakhs)	
Particulars	2023-24	2022-23	
Exports of goods (on FOB basis)	4,952.32	2,799.65	

2.32 Contingent liabilities and Commitments as on the closing date

		(₹ in lakhs)	
Particulars	2023-24	2022-23	
(a) Contingent liabilities:			
- Guarantees given by banks on behalf of the Company	1,050.89	985.96	
- Dividend on compulsorily convertible preference shares	-	-	
- Obligation with respect to Export Promotion Capital Goods (EPCG) licenses:			
(a) Export obligation	71,275.74	63,595.66	
(b) Quantum of duty saved	12,555.56	11,335.37	
- Disputed statutory liabilities not provided for (Refer note below)	1,617.90	-	
- Disputed other liabilities not provided for	202.00	-	
(b) Commitments:			
- Estimated amount of contracts remaining to be executed on capital account	18,304.73	10,769.97	

* The export obligations are to be fulfilled over a period of 6 years from the date of import of capital goods.

Note:

During the year, the company has received a consolidated GST demand for an amount of ₹ 1,617.90 lakhs (excluding penalty and interest) for the period July 2017 to March 2021. The demand includes an amount of ₹ 993.08 lakhs for which the company has claimed input credit on capital goods forming part of Property, Plant & Equipment's. The company has disputed these demand and had filed a writ petition before the Madras High Court. A interim stay has been obtained on all further proceedings until the matter is heard. In the opinion of the management, no provision is considered necessary for the above demand. Necessary provisions/ adjustments to the Property, Plant and Equipment would be made, if necessary and differential depreciation would be charged as and when the matter is finally settled.

2.33 The company has entered into operating leases, having different lease periods, with an option to renew the lease.

The future minimum lease payments are as follows:

As Lessee:

Future Minimum Lease Payments:

		(₹ in lakhs)	
Particulars	2023-24	2022-23	
- Within one year	178.99	152.94	
- After one year but not more than five years	312.03	336.52	
- More than five years	23.66	23.76	



2.34 Related Party Disclosures :

(i) List of related parties with whom transactions have taken place during the year and their relationship:

Key Management Personnel : Mr.T.Sathish Kumar - Managing Director
Mrs. S.Anitha - Whole Time Director
Mr.Dr.K.Rathnam, Chief Executive Officer

Others (Enterprise over which key management personnel are able to exercise significant influence)
1) Asal Food Products Private Limited
2) Magiva Technologies Private Limited
3) Mr.C.S.Shivakumar

(ii) Related party transactions:

Nature of transaction	Key Management Personnel		Others	
	2023-24	2022-23	2023-24	2022-23
Remuneration and bonus paid	1,931.60	1,495.00	24.62	-
Rent paid	0.60	0.60	-	-
Loan received during the year	-	350.00	-	-
Loan repaid during the year	282.56	157.49	-	-
Purchases of trading goods	-	-	1,725.36	1,177.08
Sale of products	-	-	124.76	36.96
Professional services	-	-	155.99	-
Vehicle maintenance	-	-	72.92	-
Amount payable	313.38	309.05	68.33	192.06
Amount receivable	-	-	-	-

2.35 Disclosure as required under Rule 16A of the Companies (Acceptance of Deposit Rules), 2014:

Particulars	2023-24	2022-23
Amount received from directors during the year	-	350.00
Closing balance of amount received from directors	25.55	308.11

2.36 Corporate Social Responsibility (CSR) activities :

Particulars	2023-24	2022-23
a) Gross amount required to be spent by the Company during the year	102.40	75.15
b) Unspent amount pertaining to earlier years	52.02	87.70
c) Total amount required to be spent by the Company - (a+b)	154.41	162.85
d) Amount spent during the year		
(i) Construction/acquisition of any	-	-
(ii) On purposes other than (i) above	154.37	110.83
e) Balance amount to be spent / (Amount spent in excess) - (c-d)	0.04	52.02
f) Nature of CSR activities	Health care, Education project and Rural Development Project.	
g) Details of related party	-	-

2.37 Disclosure under Micro, Small and Medium Enterprises Development Act, 2006 :

Particulars	2023-24	2022-23
a) Principal amount due to suppliers under MSMED Act, 2006	99.63	66.38
b) Interest accrued, due to suppliers under MSMED Act on the above amount and unpaid	-	-
c) Interest paid to suppliers under MSMED Act (Section 16)	-	-
d) Interest due and payable towards suppliers under MSMED Act for payments already made	4.37	5.56
e) Interest accrued and remaining unpaid at the end of the year to suppliers under MSMED Act (including interest mentioned in (e) above	25.97	21.60

Note: The above information is furnished based on the confirmation received from the parties.



Milky Mist Dairy Food Private Limited
Notes to Financial Statements

- 2.38 The Company is in the process of reconciling the amounts of taxable turnover, input tax eligible for credit and the output tax payable as per return and those recorded in books of account. Necessary adjustments, if any, would be made as and when it is reconciled. In the opinion of the management, the impact on account of differences would not be material.
- 2.39 The Company is in the process of obtaining cost audit report regarding maintenance of cost accounting records from a Cost Accountant for the financial year 2023-24 as required u/s 148 of the Companies Act, 2013 read with Companies (Cost Record and Audit Rules), 2014 as amended, issued by the Ministry of Corporate Affairs. The report issued by the Cost Accountant for the financial year ending 2022-23 did not have any adverse comments/remarks.

2.40 Details of Foreign Currency Exposures that are not hedged by a derivative instrument or otherwise:

Particulars	Foreign Currency	Amount in Foreign currency		Equivalent Amount in INR Lakhs	
		As at 31st March 2024	As at 31st March 2023	As at 31st March 2024	As at 31st March 2023
Capital creditors payable	EURO	-	10,87,264	-	974.27
Expense creditors payable	EURO	6,291	-	5.65	-
Expense creditors payable	AED	81	-	0.02	-
Trade Receivables	USD	8,57,420	2,40,113	714.59	197.25

- 2.41 Power and fuel is net of solar and wind power income of ₹ 1,519.36 lakhs (Previous year ₹ 1,417.98 lakhs).
- 2.42 Balances in parties accounts are subject to confirmation / reconciliation. Appropriate adjustments, if any, will be made as and when the balances are reconciled.
- 2.43 Income tax assessments have been provisionally completed up to Assessment Year 2023-24.
- 2.44 **Segment Information:**
The Company's business activities are mainly related to processing of milk and manufacturing of milk related products, which are primarily assessed as a single reportable operating segment in accordance with AS 17 - "Segment Reporting" by the management.
- 2.45 Borrowing cost capitalised under AS-16 "Borrowing Cost" during the year ₹ 586.66 lakhs (Previous year ₹ 728.09 lakhs).
- 2.46 **MAT Credit availment:**
The management is contemplating to migrate to the new tax regime u/s 115BAA wherein the Company would be paying a lower tax rate of 25.16% as against 34.94%. Considering the uncertainty in utilization of MAT credit on account of the above, MAT credit of ₹ 824.85 lakhs has not been recognized during the year. The cumulative amount of MAT credit which has not been recognised up to 31-03-2024 is ₹ 1,985.99 lakhs.

2.47 ADDITIONAL DISCLOSURE RELATING TO SCHEDULE III AMENDMENT OF COMPANIES ACT 2013

- (i) **Details of Benami property:**
The Company does not have any Benami property, where any proceeding has been initiated or pending against the Company for holding any Benami property.
- (ii) **Utilisation of borrowed funds and share premium:**
(A) The Company has not advanced or loaned or invested funds to any other person(s) or entity(ies), including foreign entities (Intermediaries) with the understanding that the Intermediary shall:
- directly or indirectly lend or invest in other persons or entities identified in any manner whatsoever by or on behalf of the Company (Ultimate Beneficiaries) or
- provide any guarantee, security or the like to or on behalf of the ultimate beneficiaries.
- (B) The Company has not received any fund from any person(s) or entity(ies), including foreign entities (Funding Party) with the understanding (whether recorded in writing or otherwise) that the Company shall:
- directly or indirectly lend or invest in other persons or entities identified in any manner whatsoever by or on behalf of the Funding Party (Ultimate Beneficiaries) or
- Provide any guarantee, security or the like on behalf of the ultimate beneficiaries.
- (iii) **Compliance with number of layers of companies:**
The Company has complied with the number of layers prescribed under the Companies Act, 2013.



Milky Mist Dairy Food Private Limited
Notes to Financial Statements

- (iv) **Undisclosed income:**
The Company has not any such transactions which is not recorded in the books of account that has been surrendered or disclosed as income during the year in the tax assessments under the Income Tax Act, 1961.
- (v) **Details of crypto currency or virtual currency:**
The Company has not traded or invested in Crypto currency or Virtual currency during the financial year.
- (vi) **Valuation of Property, Plant and Equipment, intangible asset and investment property:**
The Company has not revalued its property, plant and equipment or intangible assets or both during the current or previous year.
- (vii) **Struck off Companies:** The Company does not have any transactions with companies struck off.
- (viii) **Wilful Defaulter:** The Company has not been declared wilful defaulter by any bank or financial institution or government or any government authority.
- (ix) **Details of Delay in filing of Charges / Satisfaction With Registrar Of Companies (ROC):** The Company does not have any charges or satisfaction which is yet to be registered with ROC beyond the statutory period.

2.48 Financial Ratios:

Ratio	2023-24	2022-23	% Change	Reason for Variance (If change is more than 25%)
Current Ratio (in times)	0.69	0.66	4.03%	Not applicable
Debt Equity Ratio (in times)	5.18	4.44	16.89%	Not applicable
Debt Service Coverage Ratio (in times)	1.34	1.39	(3.48%)	Not applicable
Return on Equity Ratio (%)	0.10	0.17	(39.17%)	Decrease in net profit on account of increase in cost of consumption and other expenses
Inventory Turnover Ratio (in times)	8.04	10.87	(26.06%)	Increase in inventory
Trade Receivables Turnover Ratio (in times)	23.95	20.56	16.52%	Increase in sales
Trade Payables Turnover Ratio (in times)	26.68	32.27	(17.33%)	Not applicable
Net Capital Turnover Ratio (in times)	(12.32)	(13.58)	(9.28%)	Not applicable
Net Profit ratio (%)	1.03%	1.97%	(47.56%)	Increase in cost of consumption and other expenses
Return on Capital Employed (%)	8.61%	11.58%	(25.62%)	Increase in cost of consumption and other expenses



Milky Mist Dairy Food Private Limited
Notes to Financial Statements

Particulars	Numerator	Denominator
Current Ratio	Current Assets	Current Liabilities
Debt Equity Ratio	Total Debt	Shareholders' Equity
Debt Service Coverage Ratio	Earnings for debt service = Net Profit after taxes + Non Cash Operating Expenses + Interest	Debt Service = Interest + Lease Payments + Principal Repayments
Return on Equity Ratio	Net Profit After Taxes - Preference Dividend	Shareholders' Equity
Inventory Turnover Ratio	Cost of Materials Consumed + Purchases of Stock-in-Trade + Changes in Inventory	Inventory
Trade Receivables Turnover Ratio	Net Credit Sales	Trade Receivable
Trade Payables Turnover Ratio	Cost of Materials Consumed + Purchases of Stock-in-Trade + Changes in Inventories of finished goods and work-in-process	Trade Payables
Net Capital Turnover Ratio	Sales	Working Capital = Current Assets - Current Liabilities
Net Profit Margin %	Net Profit	Net Sales
Return on Capital Employed	Earnings before interest and taxes	Capital Employed = Tangible Networth + Total Debt + Deferred Tax liability


2.49 Figures have been rounded off to the nearest lakhs. Previous Year's figures are reclassified / recasted wherever necessary to conform to the current year classification including those as required consequent to amendments in Schedule III.

As per our report of even date attached

For VKS Aiyer & Co

Chartered Accountants

ICAI Firm Registration No 0000665


C.S. Sathyanarayanan
Partner
Membership No: 028328



For and on behalf of the Board of Directors


T. Sathishkumar
Chairman and Managing Director
DIN: 02926325


Dr. K. Rathnam
Chief Executive Officer


S. Anitha
Whole Time Director
DIN: 02926355


G. Vivek
Company Secretary
FCS No: F12927

Place: Perundurai
Date: 11-06-2024

Place: Perundurai
Date: 11-06-2024